

# FSCJ FACT SHEET

## ACADEMICS: TUITION, FINANCIAL AID, DEGREES + GRADUATES

### TUITION PER CREDIT HOUR<sup>o</sup>

In-State Residents ..... \$104.88  
 Out-of-State Residents ..... \$401.27

*The average cost of tuition, fees and books per term at FSCJ is \$1,980.*

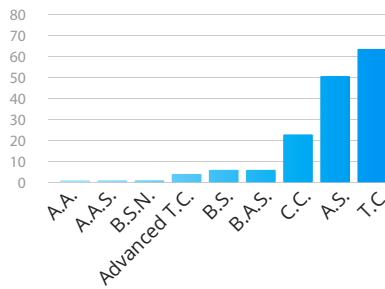
### FINANCIAL AID<sup>o</sup>

Total Aid Awarded ..... \$84,170,905  
 Students Receiving Aid ..... 12,075  
 Bright Futures Recipients ..... 715

### DEGREE PROGRAMS AND CERTIFICATES

**Total Degree and Certificate Programs ..... 157**  
 Associate in Arts (A.A.) ..... 1  
 Associate in Science (A.S.) ..... 51  
 Associate in Applied Science (A.A.S.) ..... 1

Bachelor of Science (B.S.) ..... 6  
 Bachelor of Applied Science (B.A.S.) ... 6  
 Bachelor of Science in Nursing (B.S.N.) 1  
 Technical Certificates (T.C.) ..... 64  
 Advanced Technical Certificates ..... 4  
 Career Certificates (C.C.) ..... 23



### GRADUATES BY DEGREE/CERTIFICATE<sup>†</sup>

A.A. .... 1,705  
 A.S. and A.A.S. .... 929  
 Bachelor's\* ..... 755  
 Certificates\*\* ..... 2,554  
 Education Preparation Institute (EPI) ..... 9

### GRADUATE SUCCESS\*\*\*

#### Associate in Arts Degree (A.A.)

Percent continuing education or employed ..... 86%  
 Median first/fifth year earnings \$32,500/\$47,500

#### Associate in Science Degree (A.S.)

Percent continuing education or employed ..... 82%  
 Median first/fifth year earnings \$45,500/\$64,500

#### Bachelor's Degree (B.S., B.A.S.)

Percent continuing education or employed ..... 75%  
 Median first/fifth year earnings \$47,500/\$65,000

\* Bachelor's include Bachelor's Applied Science (B.A.S.), Bachelor's of Science (B.S.) and Bachelor's of Science in Nursing (B.S.N.)

\*\* Certificates include Career (Vocational) Certificates (C.C.), College Credit Certificates (C.C.) and Advanced Technical Certificates (A.T.C.)

\*\*\* 2022-23 FETPIP. Graduate employment or continuing education data Florida Education & Training Placement Information Program (FETPIP) for 2020-21 which is the latest available published report as of 1/16/2024. Wage data sources include Median First-and Fifth-Year Earnings of Graduates with AA Degrees, by College; Median First-and Fifth-Year Earnings of Graduates with AS Degrees, by FCS Institution; and Median First-and Fifth-Year Earnings of Graduates with Bachelor's Degrees, by FCS Institution interpolated first and fifth year earnings Florida Department of Economic Opportunity, Bureau of Workforce Statistics and Economic Research Economic Security Report 2022 (May 2023). FSCJ Student & Workforce Analytics.

## STUDENTS: ENROLLMENT + CHARACTERISTICS

### ANNUAL ENROLLMENT<sup>†</sup>

Unduplicated Headcount ..... 37,556  
 FSCJ provides small class sizes with a student-faculty ratio of 25:1. (Total is approximate)

Total Funded FTE ..... 13,772.5

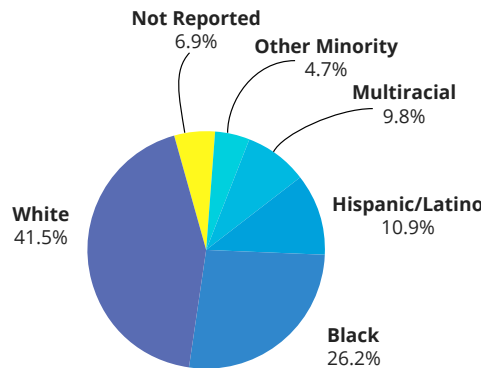
### DUAL ENROLLMENT + EARLY COLLEGE PROGRAMS<sup>†</sup>

Dual Enrollment Students ..... 4,262  
 FSCJ offers programs for students to earn their Associate in Arts or Associate in Science degree while simultaneously earning their high school diploma.

### ENROLLMENT STATUS<sup>†</sup>

Part-Time ..... 19.9%  
 Full-Time ..... 80.1%  
 Average Student Age ..... 28

### STUDENT CHARACTERISTICS<sup>‡</sup> RACE/ETHNICITY



	Count	Percent
White	15,570	41.5%
Black	9,846	26.2%
Hispanic	4,082	10.9%
Multiracial	3,693	9.8%
Other Minority <sup>‡</sup>	1,776	4.7%
Not Reported	2,589	6.9%
<b>TOTAL</b>	<b>37,556</b>	<b>100.0%</b>

<sup>o</sup> 2021-22 Financial Aid Year

<sup>†</sup> Excludes summer term enrollments. Source: 2022-23 Annual Enrollment data file

<sup>‡</sup> Other Minority includes: Two or More Races (Hispanic), Two or More Races (Non-Hispanic), American Indian or Alaskan Native (Non-Hispanic), American Indian or Alaskan Native (Hispanic), Native Hawaiian or Pacific Islander (Non-Hispanic), and Native Hawaiian or Pacific Islander (Hispanic). For additional information/updates, please contact FSCJ Student and Workforce Analytics.

# INSTITUTION: HISTORY, SERVICE AREA, BUDGET, BOARD + EMPLOYEES

## HISTORY

Founded in 1965 as Florida Junior College

## SERVICE AREA

Duval and Nassau counties

## ACCREDITATION

Southern Association of Colleges and Schools Commission on Colleges

## BUDGET

2021-22 Budgeted Revenue..... \$139,777,632  
 2021-22 Actual Revenue..... \$136,392,263  
 FSCJ Foundation Endowments  
 Fiscal Year 2020-21..... \$56,200,000  
 Scholarships Awarded  
 Fiscal Year 2020-21..... \$2,506,661

## GRANTS AWARDED TO FSCJ

In 2021-22, the FSCJ Resource Development team secured \$15,963,638 in grant awards.

## ADMINISTRATION

### COLLEGE PRESIDENT

Dr. John Avendano

### EXECUTIVE LEADERSHIP TEAM

Dr. Jerrett Dumouchel  
*Associate Vice President of Institutional Effectiveness*

Dr. Deb Fontaine  
*Vice President of Strategic and Institutional Effectiveness*

Dr. Wanda Ford  
*Vice President of Finance and Administration*

Dr. Cedrick Gibson  
*Associate Vice President of Workforce and Entrepreneurship*

Ms. Jill Johnson  
*Chief Communications Officer*

Mr. Christopher Lambert  
*Vice President of Advancement & Executive Director of the Foundation*

Mr. Mark Lacey  
*Chief Human Resource Officer*

Ms. Lisa Moore, J.D.  
*Chief Officer for Organizational Culture and Engagement*

Mr. Elliot Strickland  
*Vice President of Student Development*

Dr. John Wall  
*Provost/Vice President of Academic Affairs*

## DISTRICT BOARD OF TRUSTEES

Mr. O. Wayne Young  
*Chair*

Dr. Jennifer D. Brown  
*Vice Chair, Duval County*

Mr. Roderick D. Odom  
*Vice Chair, Nassau County*

Mr. Michael Bell

Mr. Thomas R. McGehee, Jr.

Dr. Andrew B. Shaw

Open Seat

Open Seat

Open Seat

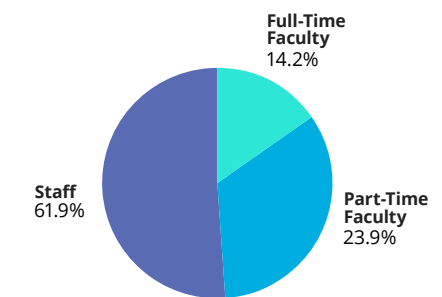
## EMPLOYEES

Full-Time Faculty..... 338

Part-Time Faculty..... 568

Staff ..... 1,473

**Total..... 2,379**



## LOCATIONS

### Administrative Offices

501 West State Street  
 Jacksonville, FL 32202

### Advanced Technology Center

401 West State Street  
 Jacksonville, FL 32202

### Cecil Center

13550 FSCJ Cecil Drive  
 Jacksonville, FL 32221

### Deerwood Center

9911 Old Baymeadows Road  
 Jacksonville, FL 32256

### Downtown Campus

101 West State Street  
 Jacksonville, FL 32202

### Kent Campus

3939 Roosevelt Boulevard  
 Jacksonville, FL 32205

### Nassau Center

76346 William Burgess Boulevard  
 Yulee, FL 32097

### North Campus

4501 Capper Road  
 Jacksonville, FL 32218

### South Campus

11901 Beach Boulevard  
 Jacksonville, FL 32246

### Urban Resource Center

601 West State Street  
 Jacksonville, FL 32202

## NOTABLE HIGHLIGHTS

- FSCJ was again named as one of the 150 institutions eligible to compete for the \$1 million Aspen Prize for Community College Excellence.
- FSCJ had the most active National Science Foundation (NSF) Advanced Technological Education (ATE) grants represented nationally by two-year state colleges in 2023.
- FSCJ was awarded the Achieving the Dream (ATD) Leader College designation. To earn the designation, colleges must provide four years of data and highlight a three-year upward trend of at least three percentage points on two of the four Leader College metrics. Colleges must also demonstrate, through disaggregation, the narrowing of an equity gap by at least two percentage points over three years on one or more metrics.
- For the 14th year in a row, FSCJ dental hygiene graduates achieved a 100% pass rate on the National Board Dental Hygiene Exam (NBDHE).
- FSCJ's Culinary Management Associate in Science (A.S.) degree program was identified as "Exemplary" and accredited by the American Culinary Federation Education Foundation's Accrediting Commission (ACFEFAC) through 2026.
- FSCJ was named a 2023-24 Military Friendly® School with a "Gold" ranking for leading practices, outcomes and effective programs for student veterans. Out of the 1,800-plus schools that participated for the 2023-24 award cycle, FSCJ was one of only 250 to be selected for the "Gold" status.